



Classroom Acts of Kindness Wheel

1. Cut out the circle around the black line
2. Laminate the wheel (Optional)
3. Place the wheel on a piece of cardstock or construction paper
4. Cut out the arrow and place on top of wheel
5. Use a metal or plastic brad and poke hole through the center
6. Tape the back of the brad to the back of cardstock/construction paper



Get more tips and resources at
www.projectstellaresources.com



Classroom Acts of Kindness Wheel

1. Cut out the circle around the black line
2. Laminate the wheel (Optional)
3. Place the wheel on a piece of cardstock or construction paper
4. Cut out the arrow and place on top of wheel
5. Use a metal or plastic brad and poke hole through the center
6. Tape the back of the brad to the back of cardstock/construction paper

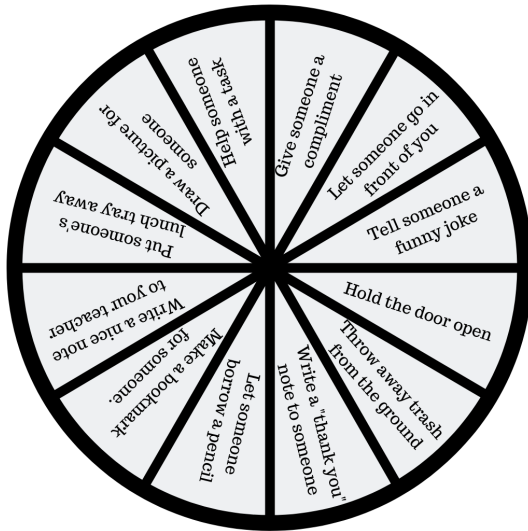


Get more tips and resources at
www.projectstellaresources.com

Acts of Kindness Reflection


Name: _____

Which "Act of Kindness" did you spin this morning?
Highlight the wheel below.



Was this task hard or easy?

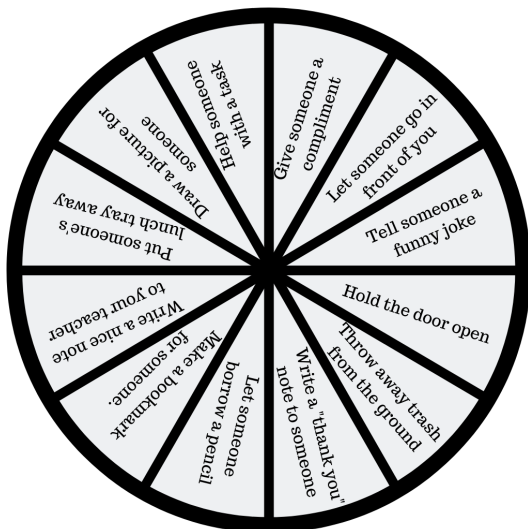
How do you feel?



Acts of Kindness Reflection


Name: _____

Which "Act of Kindness" did you spin this morning?
Highlight the wheel below.



Was this task hard or easy?

How do you feel?





Want to take it to the next level?

The **Schools that R.O.C.K.**

2019-2020 Program provides you

with printables for your whole year!

Enrolling in the program provides you with OVER 100 resources to use in your classroom.

Monthly Parent Newsletters

Ready to print out or send digitally to parents (worth

Monthly Planning Pages

Includes theme for the month and provides space to write who needs to be recognized, celebrated, or sent kudos

Read Aloud Book Recommendations

Picture books and chapter books that go with the month's theme + a fun classroom activity

School Assembly Program

Slide show to play while classes arrive and a script for class skit to perform

Bulletin Board Sets

Show off your class's efforts with an activity you can post on your Bulletin Board.

Classroom Management Strategies & Incentives

Reinforce positive behavior with these easy to implement tips and printables.

Printable Posters

Keep the monthly theme front and center by posting these quotes on your board or by the door.

Morning Work Journals

Start the day in a positive way with no fuss, no prep journals.

AND SO MUCH MORE...

ENROLL NOW